

A

APOSTILA
DE

ATIVIDADES


VOGAIS

E JUNÇÕES

I

O

U



A


ATIVIDADES
AULA 1

E

I


O

U



QUAL É A

LETRA?



A a

Ca a



Atividade

Circule a letra A :

A - **A**

a - **a**

abelha



A abelha voa ligeira,
de flor em flor.
Que mel gostoso
ela deve fazer!

Nome: _____

ATIVIDADE

1- Pinte a letra A nas palavras abaixo:


ABACATE, ACEROLA ABACAXI, AÇAÍ ,
ABA ABELHA , ARARA , AI ARANHA ,
AVESTRUZ, ANTA, AGULHA, AVE
ARMÁRIO, ALFINETE, ABA, ÁRVORE,
AMIGA, ALMOÇO, ALFINETE, ALMAÇO

2- Recorte e cole palavras que tenham a letra A e pinte somente a letra





Nome: _____

ATIVIDADE




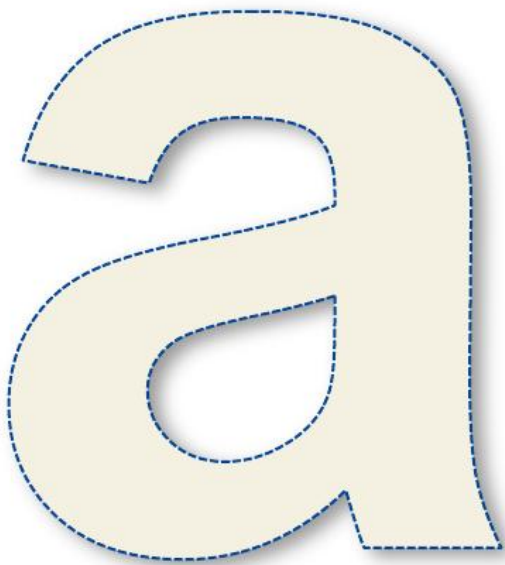

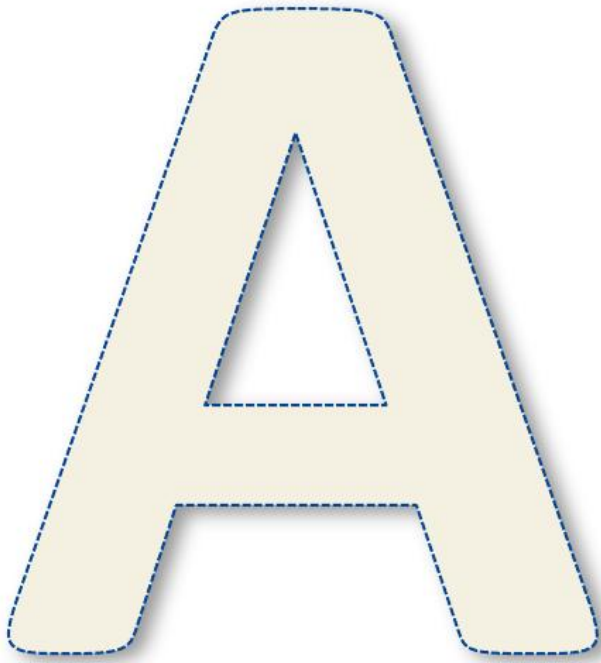
VAMOS COBRIR E PINTAR A LETRA A:



NOME: _____

ATIVIDADE



Cubra e pinte:



NOME: _____

ATIVIDADE

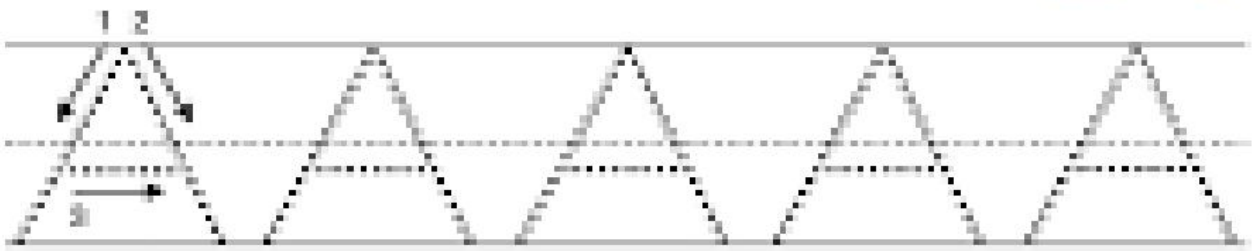
Cubra, pinte e leia:



AVIÃO

NOME: _____





ATIVIDADE



NOME: _____


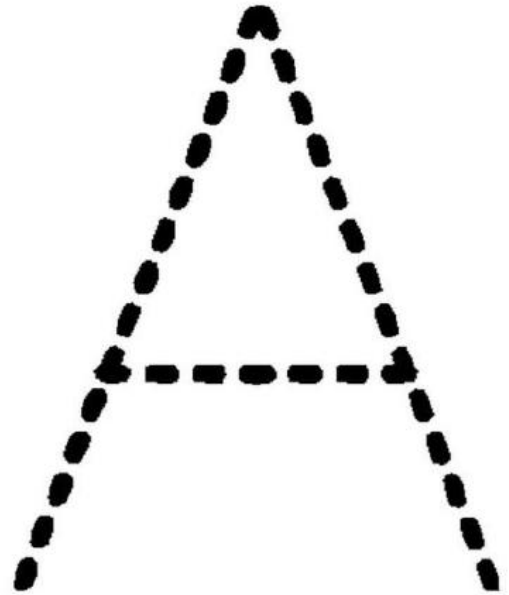

ATIVIDADE

Escreva o começo de cada nome:




NOME: _____

ATIVIDADE




NOME: _____



NOME: _____

ATIVIDADE

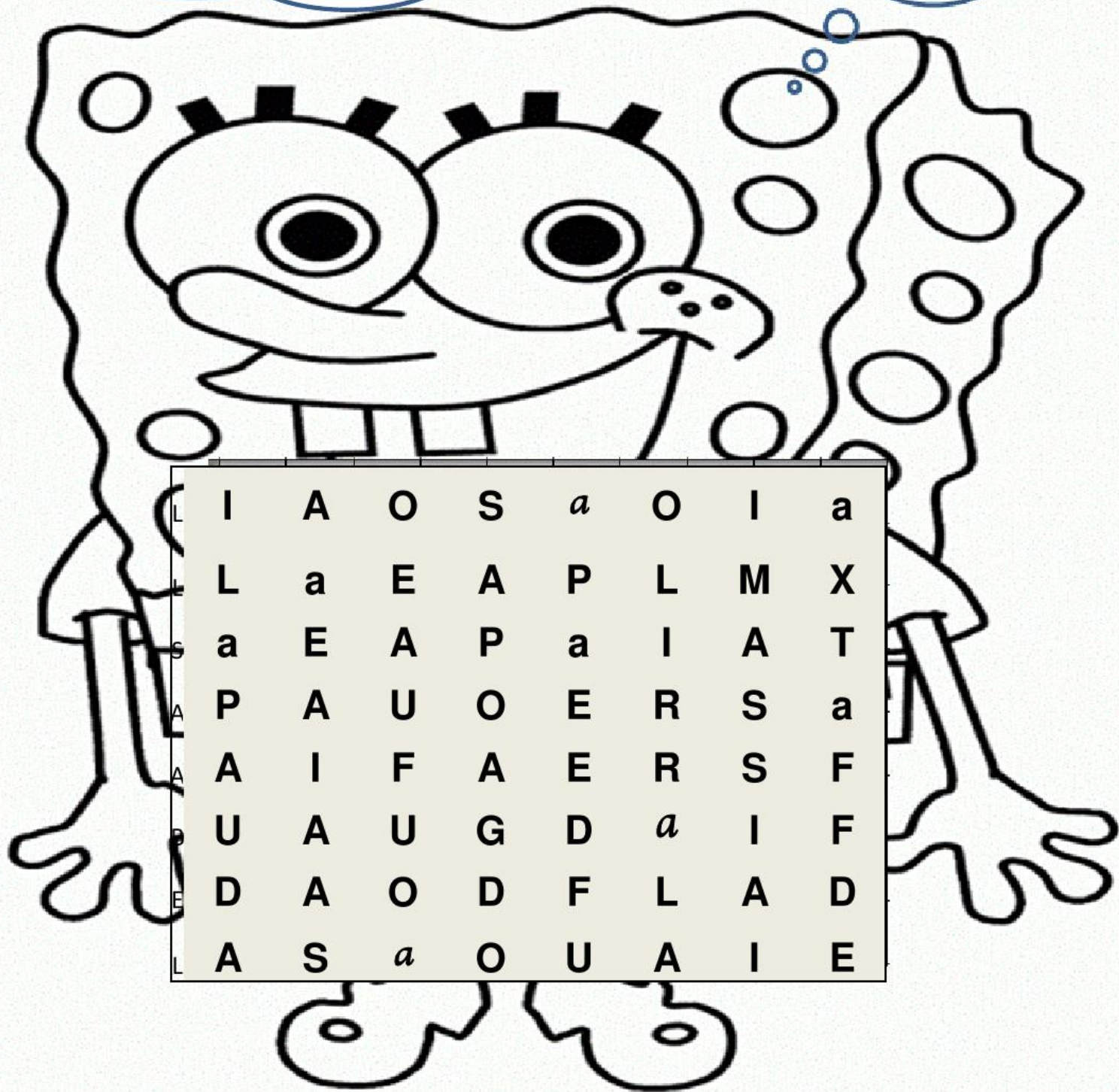
PINTE E LEIA:



NOME: _____

Pinte a vogal A, no caça vogais.

CAÇA VOGAIS



I	A	O	S	a	O	I	a
L	a	E	A	P	L	M	X
a	E	A	P	a	I	A	T
P	A	U	O	E	R	S	a
A	I	F	A	E	R	S	F
U	A	U	G	D	a	I	F
D	A	O	D	F	L	A	D
A	S	a	O	U	A	I	E

Nome: _____

ATIVIDADE

Complete a cruzadinha:


A

 **ÁRVORE**

 **ALMOFADA**

 **ARANHA**


 **AVIÃO**



NOME: _____

ATIVIDADE

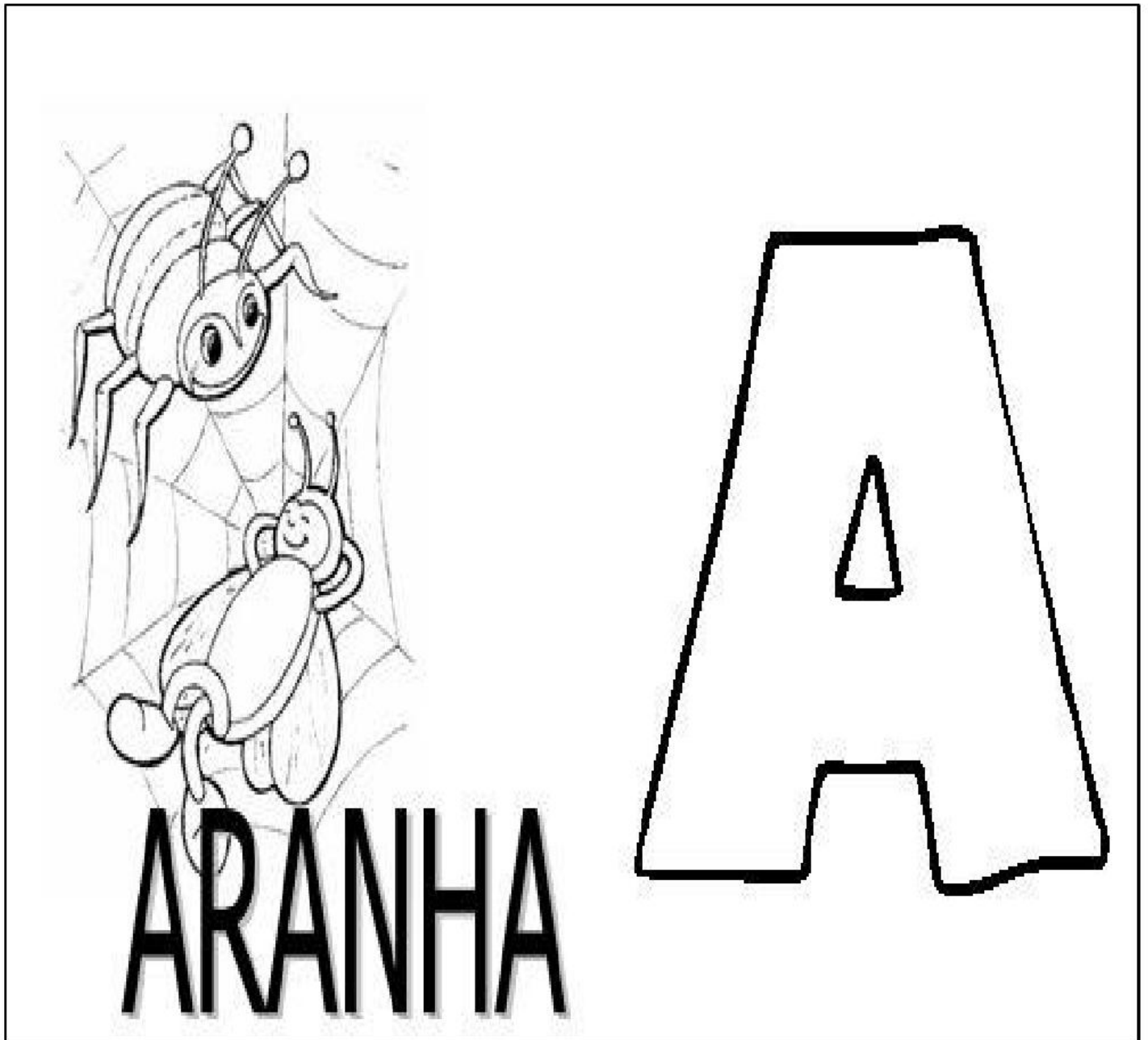
VAMOS PINTAR.



NOME: _____

ATIVIDADE

VAMOS PINTAR.



NOME: _____

ATIVIDADE

VAMOS COBRIR E PINTAR.



ABELHA

NOME: _____

ATIVIDADE


VAMOS PINTAR



Nome: _____

ATIVIDADE

Cubra com bolinhas de papel:



A

E


I

ATIVIDADES

AULA 2


O

U




QUAL É A

LETRA?



E



E e

E e




ATIVIDADE

Circule a letra E :

E - E
e - e


ema



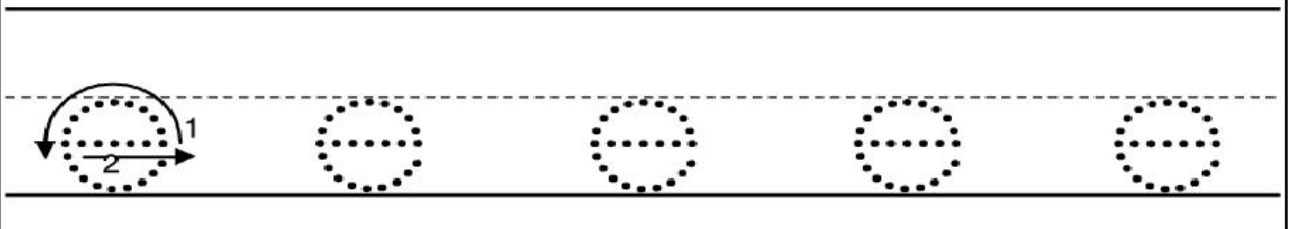
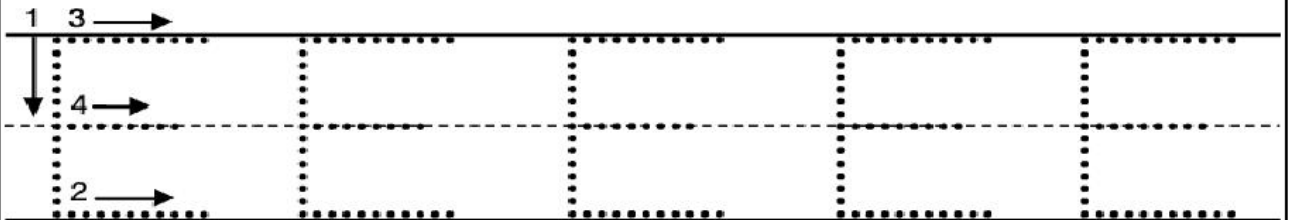


Sou uma ave.
Meu corpo tem penas
e tenho pernas compridas.
Sou muito veloz!

Nome: _____

ATIVIDADE




elefante


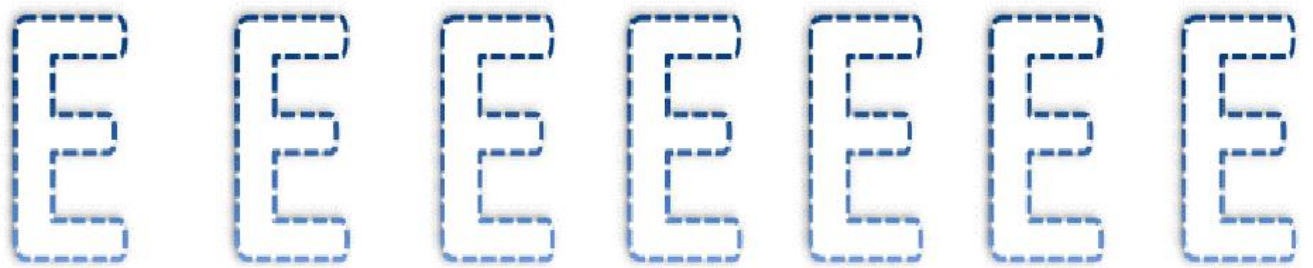


Nome: _____

ATIVIDADE





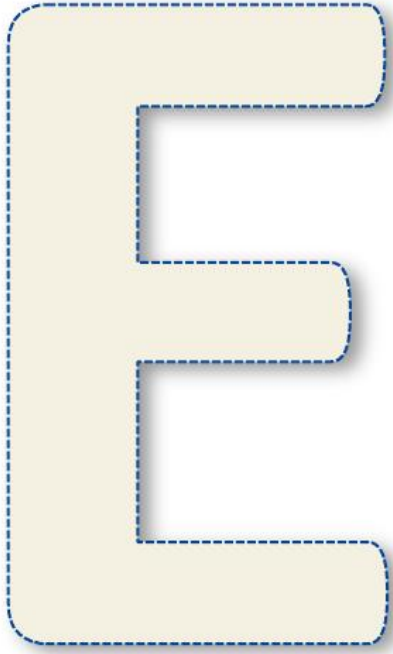
VAMOS COBRIR E PINTAR A LETRA E:



Nome: _____

ATIVIDADE


Cubra e pinte:



NOME: _____

ATIVIDADE

Cubra e pinte:



ESTÁDIO

NOME: _____

ATIVIDADE

Escreva o começo de cada nome:



l l l l l



l l l l l




l l l l l



l l l l l

Nome: _____

ATIVIDADE



NOME: _____

ATIVIDADE

1- Pinte a letra E nas palavras abaixo:

ELEFANTE, EMA, EMPADA, ESCADA,
ESTRELA, ESCOVA, ESPECIAL, EVA
ENTRADA, EVA, ELÉTRICO, EDITAL,
ESTADO, ERRADO, ERA EMANUEL,
ESTER, ESSE, ESPERTO, ERRADO


2- Recorte e cole palavras que tenham a letra E e pinte somente a letra



Nome: _____

ATIVIDADE

PINTE E LEIA



Nome: _____

A cartoon bird is shown in a thinking pose, with its hand on its chin and a thought bubble above its head. The thought bubble contains the text 'Caça vogais'. The bird is holding a rose in its beak. The background is a simple line drawing of the bird's face and feet.

Caça vogais

E	A	O	S	e	O	I	e
L	ε	O	E	P	L	ε	X
a	E	A	P	e	I	A	T
P	A	U	ε	E	R	S	e
A	e	F	A	E	R	S	F
E	A	U	G	D	ε	I	F
e	ε	O	E	F	L	A	D
A	S	e	O	E	A	I	ε

Pinte a letra
E
No caça
vogais

NOME: _____

ATIVIDADE

Complete a cruzadinha:

E

ESCORREGA

ESTRELA

ERVILHA

ELEFANTE

NOME: _____

ATIVIDADE

PINTE E LEIA



Nome: _____

ATIVIDADE

VAMOS PINTAR!



Nome: _____

ATIVIDADE

VAMOS PINTAR!




ESTRELA

Nome: _____

ATIVIDADE

Cubra com bolinhas de papel:



A


E

I

ATIVIDADES
AULA 3

O

U



QUAL É A

LETRA?



I i




ATIVIDADE

Circule a letra i no texto abaixo:

I - I
i - i

igreja





Igreja é lugar de
silêncio e oração.
Na torre da igreja tem
um sino que faz
blém, blém, blém!

Nome: _____

ATIVIDADE



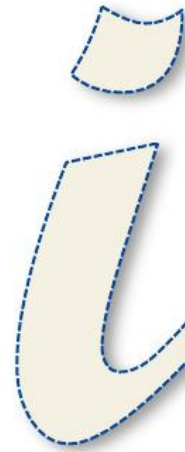


VAMOS COBRIR E PINTAR A LETRA I:



Nome: _____

ATIVIDADE

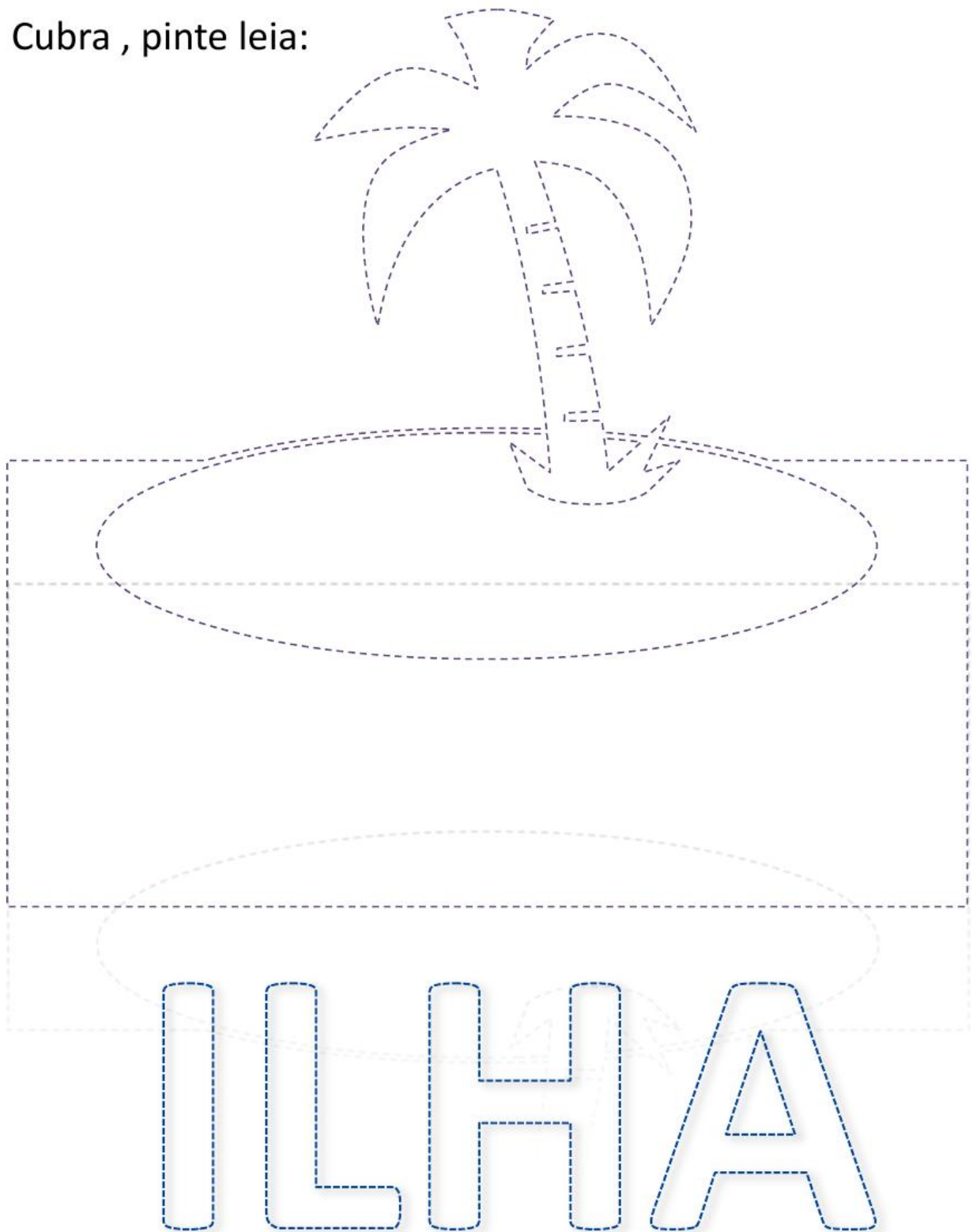
Cubra e pinte:




NOME: _____

ATIVIDADE

Cubra , pinte leia:





NOME: _____

www.educar-e-crescer.com

Nome: _____

ATIVIDADE

Escreva o começo de cada nome:



i i i i i



i i i i i



i i i i i



i i i i i


Nome: _____

ATIVIDADE

1- Pinte a letra I nas palavras abaixo:

IATE, INGÁ, IMETRO, IMBECIL, ISCA,
IARA, IRMÃ, ITAMBÉ, IMCAPAZ, ITU,
ITAIPAVA, ITABIRA, IVO, IDADE, ÍNDIO,
IDIOMA, IGUANA, IGUALDADE, IGAPÓ,
ILHA, IDOLATRA, IGREJA, ILUMINA.

2- Recorte e cole palavras que tenham a letra I e pinte somente a letra



Nome: _____



CAÇA VOGAIS

L	E	I	O	í	e	O	I	e
L	L	í	O	E	P	L	É	X
S	a	E	I	P	e	I	A	T
A	P	A	U	í	E	R	í	e
A	A	í	F	A	I	R	S	i
B	I	A	I	G	D	É	I	F
E	e	í	O	E	I	L	A	D
L	í	S	e	í	E	A	I	É


Pinte a letra
í
No caça
Vogais.


NOME: _____


ATIVIDADE


Complete a cruzadinha:


I

 IGREJA

 ÍNDIO

 IGLU

 ILHA





The crossword puzzle grid is set against a green background. It consists of white squares for letters and green squares for empty space. The grid is 5 squares wide and 10 squares high. The words to be placed are: 'IGREJA' (5 letters, across, top row), 'ÍNDIO' (6 letters, down, second column), 'IGLU' (4 letters, across, fourth row), and 'ILHA' (4 letters, across, bottom row).

NOME: _____

ATIVIDADE

PINTE E LEIA



INDIO

Nome: _____


ATIVIDADE



Nome: _____

ATIVIDADE

PINTE E LEIA:



Nome: _____

ATIVIDADE



IARA

Nome: _____



índio

ATIVIDADE

Cubra com bolinhas de papel:



A

E


ATIVIDADES

AULA 4

I



O

U



QUAL É A

LETRA?




ATIVIDADE

Circule a letra O no texto abaixo :

U - O

o - O

ovo






A galinha do vizinho
bota ovo amarelinho...
Bota um, bota dois,
bota três...

Nome: _____

ATIVIDADE







VAMOS COBRIR E PINTAR A LETRA O:



Nome: _____


ATIVIDADE

Cubra e pinte:



NOME: _____


Atividade



ORELHA

Nome: _____



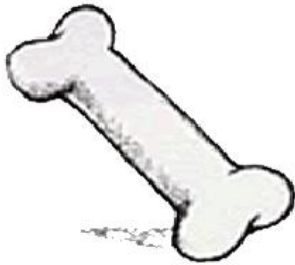

ATIVIDADE



NOME: _____

ATIVIDADE

Escreva o começo de cada nome:



Nome: _____

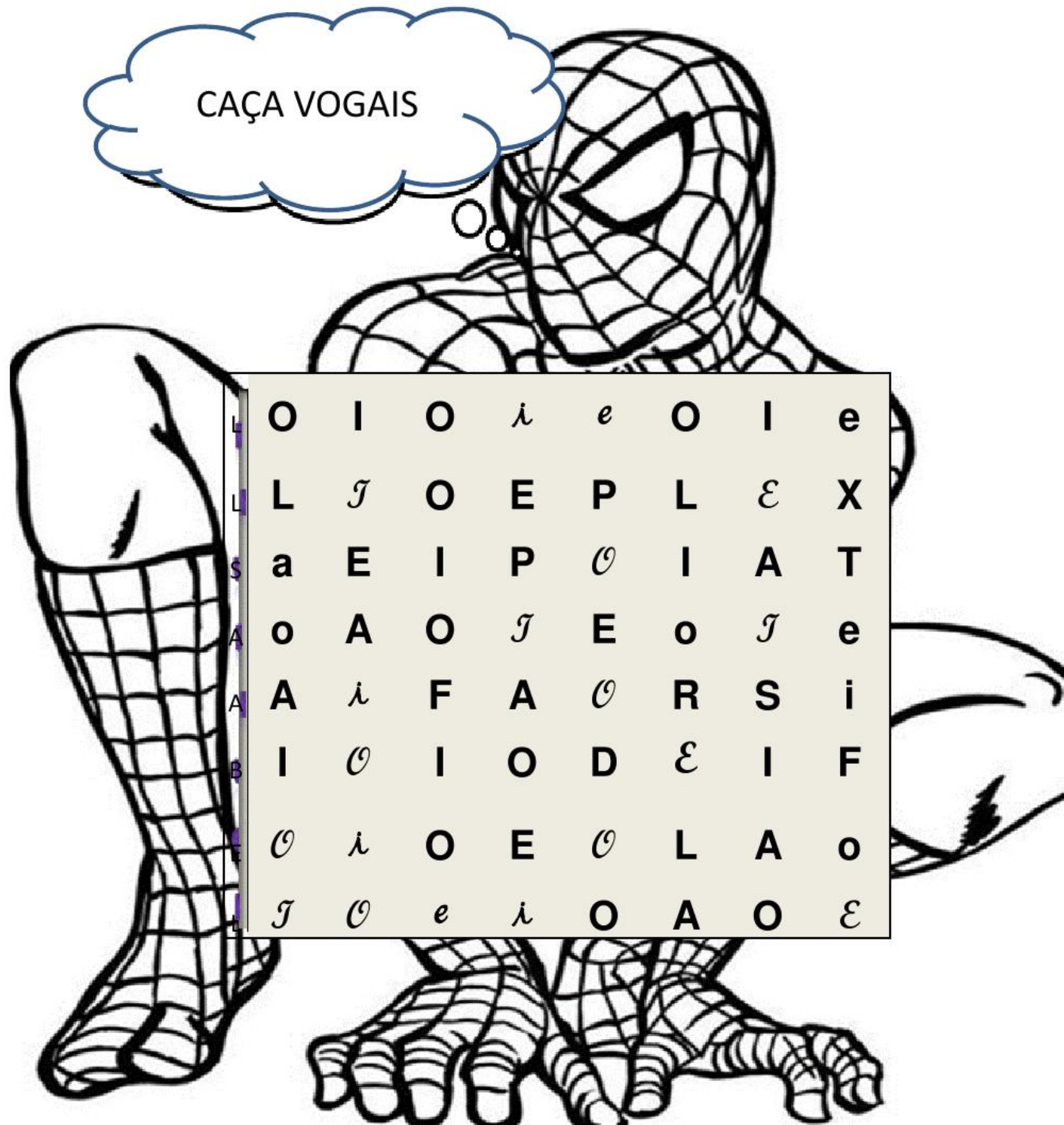
ATIVIDADE

PINTE E LEIA:



Nome: _____

Pinte a letra *o* No caça Vogais.





Nome: _____


ATIVIDADE


Complete a cruzadinha:





O

 **ÓCULOS**

 **ÓRGÃO**

 **OLHO**

 **OVO**

NOME: _____

ATIVIDADE

VAMOS PINTAR.



NOME: _____

ATIVIDADE



Nome: _____


ATIVIDADE



orca

Nome: _____

ATIVIDADE




onça

Nome: _____

ATIVIDADE

Cubra com bolinhas de papel:



A


E

ATIVIDADES
AULA 5

I


O

U




QUAL É A

LETRA?



U



U u

u u



ATIVIDADE

Circule a letra u :

u - U

u - u

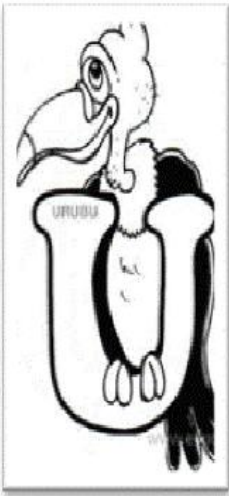
uva






Ulisses compra uva
na feira.

Nome: _____

ATIVIDADE




VAMOS COBRIR E PINTAR A LETRA U:



Nome: _____

ATIVIDADE


Cubra e pinte:



NOME: _____

Atividade


Cubra, pinte e leia:



urso

Nome: _____

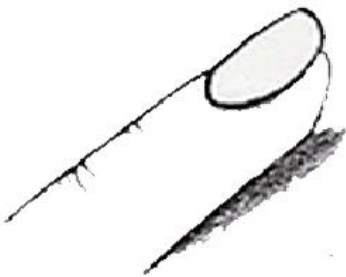
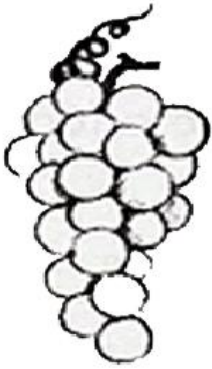
ATIVIDADE



Nome: _____

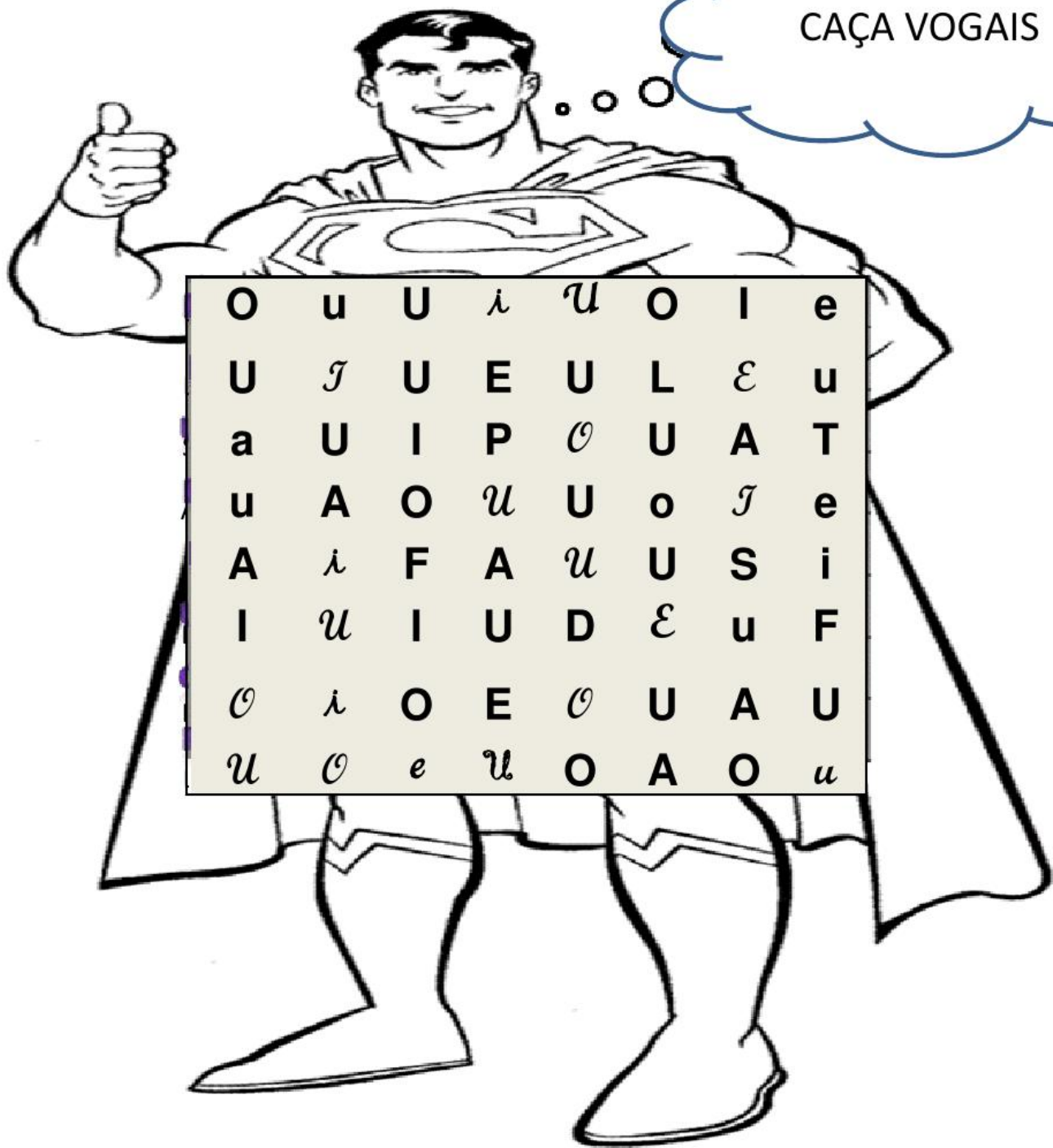
ATIVIDADE

Escreva o começo de cada nome:



Nome: _____

Pinte a letra *u*, no caça Vogais.



O	u	U	ι	U	O	I	e
U	ɿ	U	E	U	L	ε	u
a	U	I	P	o	U	A	T
u	A	O	u	U	o	ɿ	e
A	ι	F	A	u	U	S	i
I	u	I	U	D	ε	u	F
o	ι	O	E	o	U	A	U
u	o	e	u	O	A	O	u

Nome: _____

ATIVIDADE

Complete a cruzadinha:

U

UVAS

URSO

UNHA

UM

10


1

11

NOME: _____

ATIVIDADE

VAMOS PINTAR.




NOME: _____

ATIVIDADE

1- Pinte a letra U nas palavras abaixo:

urubu, urso, uva, último, ureia, unha, ui,
um, umbanda, linguiça, cinquenta, sagui,
sequência, sequestro, aguentar, fogueira,
Tranquilo, frequência, entregue, bilíngue,


2- Recorte e cole palavras que tenham a letra U e pinte somente a letra .



Nome: _____


ATIVIDADE

PINTE E LEIA:



Nome: _____

ATIVIDADE



Nome: _____


ATIVIDADE



urso

Nome: _____

ATIVIDADE




urubu

Nome: _____

ATIVIDADE

Cubra com bolinhas de papel:



A

E


ATIVIDADES

AULA 6

I

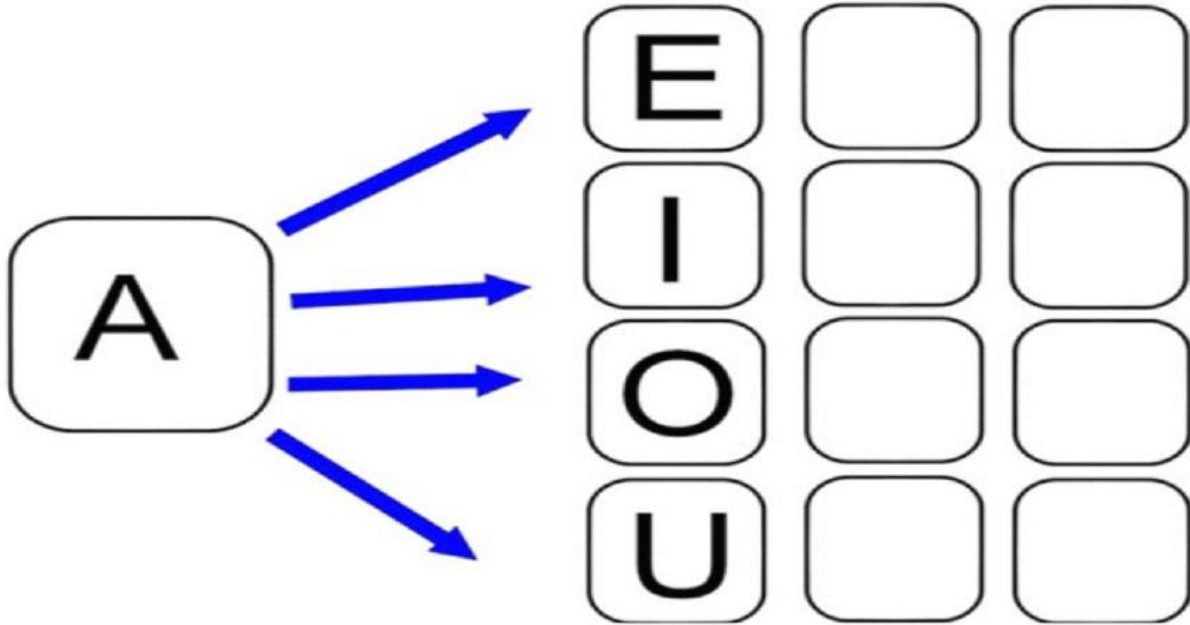
O

U



ATIVIDADE

VAMOS JUNTAR E LER AS VOGAIS:



CONTINUE :

a, a, _____

e, e, _____

í, í, _____


o, o, _____

u, u, _____

Nome: _____

ATIVIDADE

Cubra as vogais:



aaaaaaaaaaaaaaaaaaaaaaaaaaaa

aaaaaaaaaaaaaaaaaaaaaaaaaaaa



eeeeeeeeeeeeeeeeeeeeeeeeeeee

eeeeeeeeeeeeeeeeeeeeeeeeeeee




iiiiiiiiiiiiiiiiiiiiiiiiiiiiii

iiiiiiiiiiiiiiiiiiiiiiiiiiiiii



oooooooooooooooooooooooooooo

oooooooooooooooooooooooooooo




uuuuuuuuuuuuuuuuuuuuuuuuuu

uuuuuuuuuuuuuuuuuuuuuuuuuu

Nome: _____

ATIVIDADE

Cubra, pinte e leia as vogais:








Nome: _____

ATIVIDADE

NOME: _____


COMPLETE A JUNÇÃO VOCÁLICA DE ACORDO COM O DESENHO E COPIE:





Nome: _____

ATIVIDADE

ENCONTROS VOCÁLICOS



Ligue as letras, formando encontros vocálicos:






Nome: _____

ATIVIDADE



DITADO RECORTADO

🐾 Vogais juntinhas formam palavrinhas!



Educador

■ Enfatize a aglutinação por meio de histórias ou frases.



Nome: _____


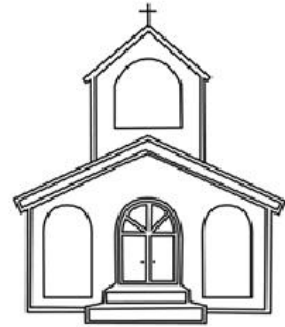
ATIVIDADE

COM QUE LETRA COMEÇA?

COLOQUE A LETRA INICIAL DE CADA FIGURA



A - E - I - O - U

___ G R E J A ___



___ V E L H A ___

___ V A ___



___ L E F A N T E ___

___ B E L H A ___



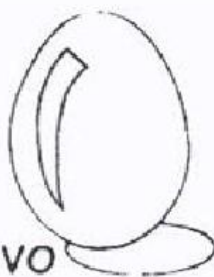
Nome: _____

VAMOS COMPLETAR?

OBSERVE OS DESENHOS E COMPLETE COM AS VOGAIS:



___ BELHA



___ VO



___ MA



___ VA



___ NDIO


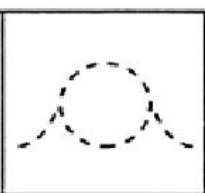




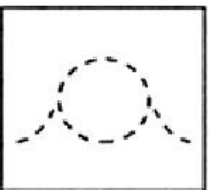
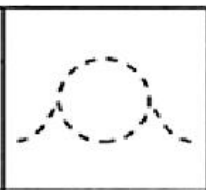
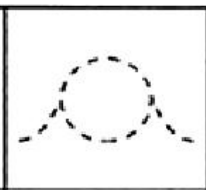
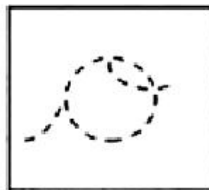
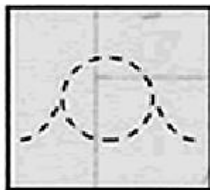
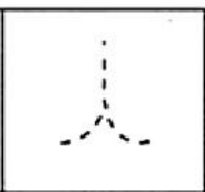

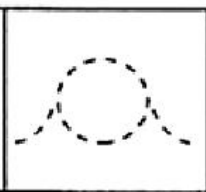



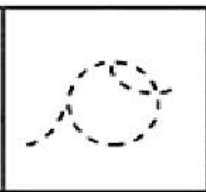

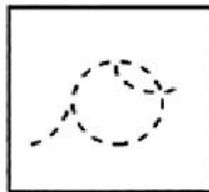


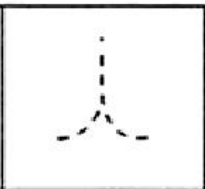


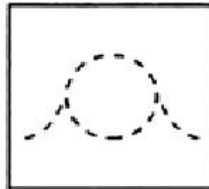

PINTE SOMENTE AS LETRAS IGUAIS ÀS QUE ESTÃO NOS QUADRINHOS:

a	a	e	i	a
	u	a	e	i
	a	o	i	a
e	i	o	e	a
	u	e	a	o
	e	i	u	e
i	u	e	i	u
	a	a	o	e
	a	u	i	o


o	a	o	e	a
	o	u	o	i
	i	a	e	o
u	u	a	i	a
	o	i	i	u
	a	e	u	o

Nome: _____

Complete o tracejado e pinte as letras iguais às letras dos modelos.



Nome: _____



ESCOLA _____

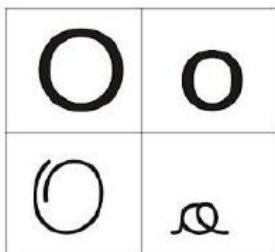
NOME _____

De olho na Vogal O


COMO É LINDA A AMAZÔNIA
CHEIA DE ANIMAIS SELVAGENS
MICO E ONÇA PINTADA
AMO MUITO, E DE VERDADE.




Gi Barbosa



1. AS VOGAIS ESCAPARAM DAS PALAVRAS. ENCONTRE-AS E COMPLETE



S _____ L



PAT _____


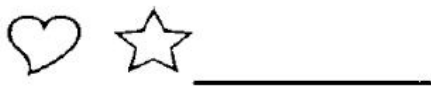



B _____ L _____

2. RECORTE E COLE PALAVRAS ONDE APARECE A VOGAL O.

OLHO VIVO

Escreva as letras de acordo com os símbolos e leia as palavrinhas.



Nome: _____

AS VOGAIS:

A a


A a



ABELHA

E e

E e



ELEFANTE

I i

I i



INDIO

O o

O o



OVO

U u

U u



UVA

**O MUNDO MELHOR QUE EU QUERO LER
COM AS CINCO VOGAIS JÁ COMEÇO A ESCREVER...**



AMOR

EDUCAÇÃO

IGUALDADE


OTIMISMO

UNIÃO

ATIVIDADE


Encontre as palavras abaixo no caça palavras:

- EI
- OU
- AO
- UI
- IA
- EIA
- UAU
- EU
- AU
- OI
- AI




Nome: _____

Ditado



Nome: _____

Ditado



Nome: _____

ATIVIDADE

Pinte as vogais conforme a legenda:


A – vermelho

E - verde

I – marrom


O – amarelo

U - azul



Nome: _____

Vamos ler e pintar!



Nome: _____

ATIVIDADE


Vamos ler e pintar:



Nome: _____

ATIVIDADE

Pinte e leia:



Nome: _____

ATIVIDADE


Pinte e leia:



Nome: _____

ATIVIDADE

Pinte e leia:



Nome: _____

ATIVIDADE


Pinte e leia:



Nome: _____

ATIVIDADE


Pinte e leia:



Nome: _____

ATIVIDADE

Pinte e leia:



Nome: _____

CARTAZES PARA LEITURA E FIXAÇÃO

Obs: Para melhor fixação, pendure os cartazes
De leitura na parede da sala de aula.



AI



mi



ai



EU



EIA



li

JOGO DA MEMÓRIA



AVIÃO




AVIÃO




ÓCULOS



ÓCULOS



UVA



UVA

JOGO DA MEMÓRIA



ILHA



ILHA



OVO



OVO



ESPELHO



ESPELHO

JOGO DA MEMÓRIA



JOGO DA MEMÓRIA

